

WERKZEUGSKÖPFE

ATTREZZI TERMINALI / END TOOLS / OUTILS INTERCHANGEABLES / EQUIPOS TERMINALES

AGRI TD/PD cm 80

MÄHKOPFE-DIREKTANTRIEB
 TESTATA TRASMISSIONE DIRETTA
 CUTTING HEAD DIRECT DRIVE
 TÊTE TRANSMISSION DIRECTE
 CABEZA TRANSMISSION DIRECTA



MODEL	cm		BAR / min.	BAR / max.	Kg
AGRI 80 TD/PD	80	50	180	180	180

AGRI TD/PS cm 80

MÄHKOPFE-DIREKTANTRIEB
 TESTATA TRASMISSIONE DIRETTA
 CUTTING HEAD DIRECT DRIVE
 TÊTE TRANSMISSION DIRECTE
 CABEZA TRANSMISSION DIRECTA



ANSCHLUSS PLATTE
 PIASTRA FISSAGGIO ACCESSORI
 FIXING PLATE
 PLAQUE DE FIXATION
 PLANCHA DE FIJACION

MODEL	cm		BAR / min.	BAR / max.	Kg
AGRI 80 TD/PS	80	50	180	180	180

AGRI TD/PD

cm 105-125

MÄHKOPFE-DIREKTANTRIEB
 TESTATA TRASMISSIONE DIRETTA
 CUTTING HEAD DIRECT DRIVE
 TÊTE TRANSMISSION DIRECTE
 CABEZA TRANSMISSION DIRECTA




MODEL	cm		BAR / min.	BAR / max.	Kg
AGRI 105 TD/PD	105	56/84	180	190	200
AGRI 125 TD/PD	125	56/84	180	230	230

AGRI TD/PS

cm 105/125

MÄHKOPFE-DIREKTANTRIEB
 TESTATA TRASMISSIONE DIRETTA
 CUTTING HEAD DIRECT DRIVE
 TÊTE TRANSMISSION DIRECTE
 CABEZA TRANSMISSION DIRECTA



ANSCHLUSS PLATTE
 PIASTRA FISSAGGIO ACCESSORI
 FIXING PLATE
 PLAQUE DE FIXATION
 PLANCHA DE FIJACION




MODEL	cm		BAR / min.	BAR / max.	Kg
AGRI 105 TD/PS	105	56/84	180	190	200
AGRI 125 TD/PS	125	56/84	180	230	230

WERKZEUGSKÖPFE

ATTREZZI TERMINALI / END TOOLS / OUTILS INTERCHANGEABLES / EQUIPOS TERMINALES

AGRI TP/PD cm 125

MÄHKOPFE-RIEMENANTRIEB
 TESTATA TRASMISSIONE A CINGHIE
 CUTTING HEAD BELT DRIVE
 TÊTE TRANSMISSION PAR COURROIES
 CABEZA TRANSMISSION CORREAS




MODEL	cm		BAR / min.	BAR / max.	Kg	
AGRI 125 TP/PD	125	56/84	180	230	230	2



PROF TD/PD

cm 105-125-150

MÄHKOPFE-DIREKTANTRIEB
 TESTATA TRASMISSIONE DIRETTA
 CUTTING HEAD DIRECT DRIVE
 TÊTE TRANSMISSION DIRECTE
 CABEZA TRANSMISSION DIRECTA



cm 125 (kg 370)



MODEL	cm		BAR / min.	BAR / max.	Kg
PROF 105 TD/PD	105	110*	180	230	310
PROF 125 TD/PD	125	110*	180	230	350
PROF 150 TD/PD	150	110*	180	230	390

*120 (Mod. HBT)

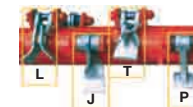
PROF TD/PS

cm 105/125/150

MÄHKOPFE-DIREKTANTRIEB
 TESTATA TRASMISSIONE DIRETTA
 CUTTING HEAD DIRECT DRIVE
 TÊTE TRANSMISSION DIRECTE
 CABEZA TRANSMISSION DIRECTA



ANSCHLUSS PLATTE
 PIASTRA FISSAGGIO
 ACCESSORI
 FIXING PLATE
 PLAQUE DE FIXATION
 PLANCHA DE FIJACION



cm 125 (kg 370)



MODEL	cm		BAR / min.	BAR / max.	Kg
PROF 105 TD/PS	105	110*	180	230	310
PROF 125 TD/PS	125	110*	180	230	350
PROF 150 TD/PS	150	110*	180	230	390

*95 (Mod. HBA) *120 (Mod. HBT)

WERKZEUGSKÖPFE

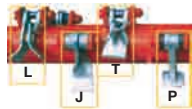
ATTREZZI TERMINALI / END TOOLS / OUTILS INTERCHANGEABLES / EQUIPOS TERMINALES

PROF TP/PD

cm 105-125

MÄHKOPFE-RIEMENANTRIEB

TESTATA TRASMISSIONE A CINGHIE
CUTTING HEAD BELT DRIVE
TÊTE TRANSMISSION PAR COURROIES
CABEZA TRANSMISSION CORREAS



cm 125 (kg 370)



MODEL	cm	cm	BAR / min.	BAR / max.	Kg	
PROF 105 TP/PD	105	110*	180	230	310	3
PROF 125 TP/PD	125	110*	180	230	350	3

*95 (Mod. HBA) *120 (Mod. HBT)


PROF TP/PS

cm 105/125

MÄHKOPFE-RIEMENANTRIEB

TESTATA TRASMISSIONE A CINGHIE
CUTTING HEAD BELT DRIVE
TÊTE TRANSMISSION PAR COURROIES
CABEZA TRANSMISSION CORREAS

ANSCHLUSS PLATTE
PIASTRA FISSAGGIO
ACCESSORI
FIXING PLATE
PLAQUE DE FIXATION
PLANCHA DE FIJACION



cm 125 (kg 370)



MODEL	cm	cm	BAR / min.	BAR / max.	Kg	
PROF 105 TP/PS	105	110*	180	230	310	3
PROF 125 TP/PS	125	110*	180	230	350	3

*95 (Mod. HBA) *120 (Mod. HBT)


PROF TP/PD

PISTON PUMP

cm 105-125

MÄHKOPFE-RIEMENANTRIEB

TESTATA TRASMISSIONE A CINGHIE
CUTTING HEAD BELT DRIVE
TÊTE TRANSMISSION PAR COURROIES
CABEZA TRANSMISSION CORREAS



cm 125 (kg 370)



MODEL	cm	cm	BAR / min.	BAR / max.	Kg	
PROF 105 TP/PD	105	90	300	330	325	1
PROF 125 TP/PD	125	90	300	330	365	1

PROF TP/PS


PISTON PUMP

cm 105/125

MÄHKOPFE-RIEMENANTRIEB

TESTATA TRASMISSIONE A CINGHIE
CUTTING HEAD BELT DRIVE
TÊTE TRANSMISSION PAR COURROIES
CABEZA TRANSMISSION CORREAS

ANSCHLUSS PLATTE
PIASTRA FISSAGGIO
ACCESSORI
FIXING PLATE
PLAQUE DE FIXATION
PLANCHA DE FIJACION



cm 125 (kg 370)



MODEL	cm	cm	BAR / min.	BAR / max.	Kg	
PROF 105 TP/PS	105	90	300	330	325	3
PROF 125 TP/PS	125	90	300	330	365	3

WERKZEUGSKÖPFE

ATTREZZI TERMINALI / END TOOLS / OUTILS INTERCHANGEABLES / EQUIPOS TERMINALES



ASTSCHERE HOLZ

BARRE TRANCIARAMI / BRANCH CUTTERS
SÉCATEURS / CORTADORAS DE RAMAS LEÑA

cm 155/225

HOLZ MAX. Ø 12 cm
LEGNA MAX. Ø 12 cm
WOOD MAX. Ø 12 cm
BOIS MAX. Ø 12 cm
LEÑA MAX. Ø 12 cm




MODEL		lt / min Min/Max	BAR / min.	BAR / max.	 Kg
cm 155	155	40/55	100	120	200
cm 225	225	40/55	100	120	230



GRABENFRÄSE

ROTOFOSSI / DITCH CUTTERS
CUREUSES DE FOSSÉS / BINADERAS PARA ACEQUIAS

cm 50/65/80/100

FÜR GRABEN REINIGUNG
PER PULIZIA DEI FOSSI
DITCH CLEANING
POUR LE NETTOYAGE DE FOSSÉS
PULIDOR PARA ACEQUIAS



MODEL	Ø	 lt / min Min/Max	BAR / min.	BAR / max.	 Kg
cm 50	50	90/120	220	250	130
cm 65	65	90/120	220	250	190
cm 80	80	90/120	220	250	230
cm 100	100	90/120	220	250	270